

SPECIFICATIONS

Dimensions	296(W) x 305.5(H) x 97.5(D) / (Approx. 2.9 kg)
Display	7" TFT Wide LCD Screen(800 X 480)
Recorder	Method : Thermal Array Print Type : Roll type Print speed : 1,2,3cm/min(Real time) 30cm/min(Trace, 2,3cm/min) 20cm/min(Trace, 1cm/min) Paper feeding function
Power	Input : 100 - 240V ~, 1.5 - 0.7A, 50-60Hz, / Output : +18V $\bar{\text{m}}$ 2.8A
Battery (Option)	Li-ion : 4 hours (Charging) 2 hours (Discharging)
External link	LAN, WiFi, USB memory
Fetal Heart Rate	Input Signal : Ultrasound pulsed doppler Ultrasound frequency : 1.0MHz, 975KHZ Ultrasound power : <10mW/cm ² FHR detection method : Autocorrelation FHR range : 50 ~ 210 BPM FHR accuracy : ± 1 BPM
Uterine Contraction	Input Source : External Transducer with load cell Reference Control : One touch switch, Auto zeroing Measurement range : 0 ~ 99
Fetal Movement Measurement	Detection source : Ultrasound pulsed doppler, event marker
Data Storage	Storage for 72 Hours
Auto CTG Analysis	Average Baseline FHR Number of UC Number of Acceleration Number of Deceleration Late Deceleration Early Deceleration Variable Deceleration High Episode Low Episode Short term variability Signal loss *CTG Analysis results is printed out every 10 minutes. (Intermediate Report)
Accessory (Standard)	Ultrasound doppler probe(2ea), UC probe(1ea), Event marker(1ea), Print paper(2rolls), Power adaptor&cord(each 1ea), Ultrasound gel(1ea), Probe belt(3ea), Operation manual(1ea)
Accessory (Option)	Rechargeable battery(1ea), Stimulator(1ea)

*Specifications subject to change without prior notice.

*You may have distortion or signal noise when you use nonstandard or other brand's accessories.

We strongly recommend you use only the authorized accessories which we supply.



FC1400

Antepartum Fetal Monitor for Twin Fetuses

7" Full Touch Screen Color TFT LCD



FC1400 | Explore most powerful functions and intuitive operations |



- **Yellow/Green LED alarm**
Alarm lamp for easier recognition of device and patient status



- **Convenient USB function**
memory storage, WIFI converter



- **7" color TFT LCD(800X480)**
- **Touch screen operation**



- **10 smart keys for 16 functions**




- **More compact probe & robust connector**



- **Paper feeding for short handwriting memo**

• Multi Central Monitoring System

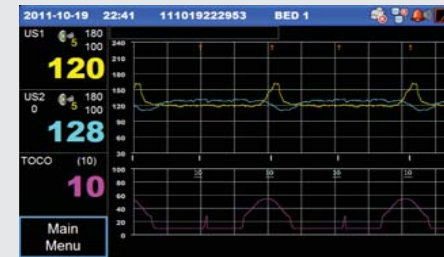
- Newly extended FC central monitoring system which is also independently working.




➤ 2 Display Modes

- Graphic Mode: For general monitoring of fetal status
- Text Mode: For user's quicker & easier recognition of fetal status from long distance

• Graphic Mode



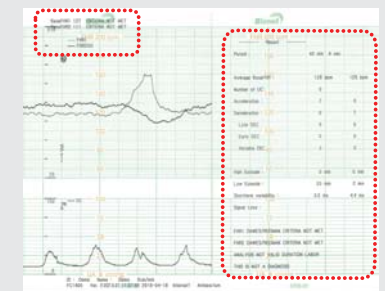
• Text Mode



➤ CTG Interpretation Report

- For more comfortable and easier readings of findings by users.
- Up to 4 hours and 30 minutes data

EXIT	Patient	Trace	Alarm History	Print Start	Wave Print	Clinical mark
	Display	Network	Preset	1 Printer	System	Note
EXIT	NST Speed	Wave Speed	NST	2 CTG	Scale	Grid
Up	Speed	30/A	50Men	-On	Interval	-Off



➤ Input Note from Note List

The note is shown in the status line of the display, and is annotated on the fetal trace.

There are 4 default notes, and maximum 100 notes could be documented by users.